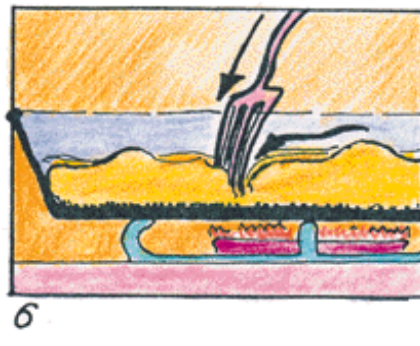




101



This is a sample from the **English word list** at the back of Lexicarry.

The word list is keyed to the pictures and offers possible words English speakers would use. Here are the samples keyed to Operations 101.

**101.Making
an omelet p.47**

- a. eggs
 - b. milk
 - c. salt
 - d. butter
 - e. omelet
1. Beat four eggs in a bowl.
 2. Mix/beat in 1/4 cup of milk and 1/2 teaspoon of salt.
 3. Melt 1 1/2 tablespoons of butter in a skillet.
 4. Add the egg mixture.
 5. Cook over low heat.
 6. Stick a fork in the soft spots to permit the heat to penetrate the bottom crust.
 7. Fold the omelet over with a spatula.
 8. Serve it.

When students work together they often know more words and expressions than an individual thinks he knows. When they begin sharing, lots of language “comes out.” Naturally, the more English students have been exposed to, the more they will have to share, so students work with Lexicarry at their own proficiency level.

There are many ways to use the illustrated Operations. Several are suggested in the “How to Use Lexicarry” Teacher’s Guide. The basic idea is this: after the students have identified the language, they work in pairs. One student with the pictures as stimulus tells the second student what to do, improvising the instructions in their own words. The second student does exactly what the first student says.

The word lists in English and other languages can be useful, but Lexicarry is most effective when students work together with someone who speaks the language.